

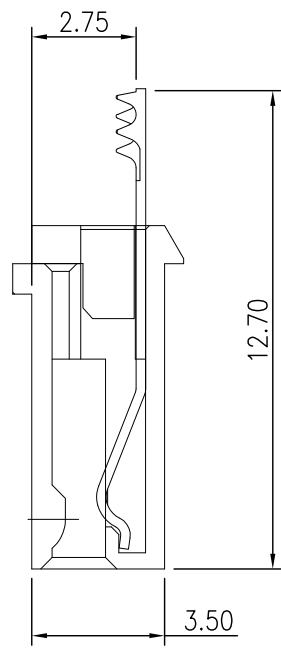
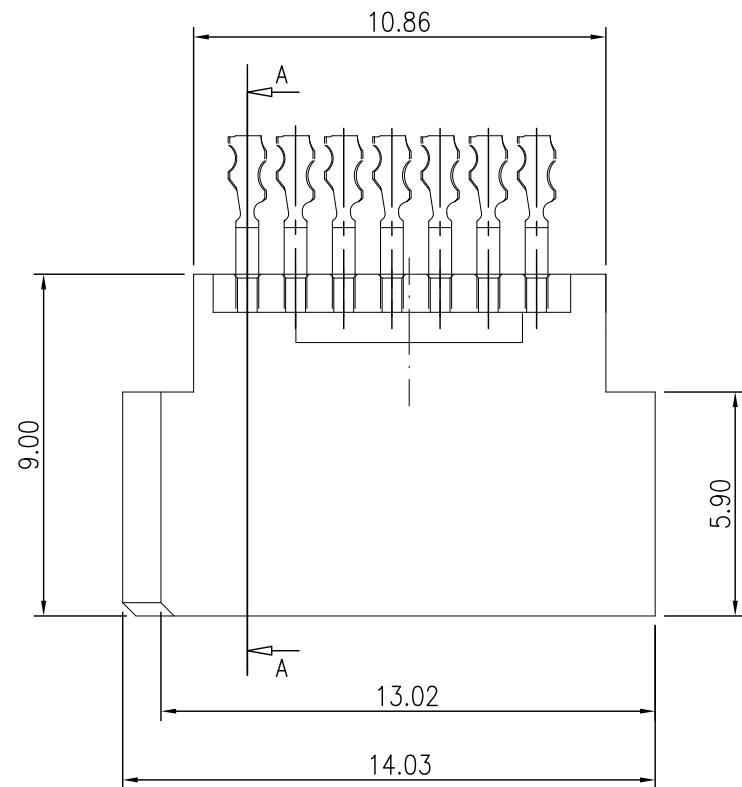
# Ordering Information

SA07F - XX 1107 F 5 - 47

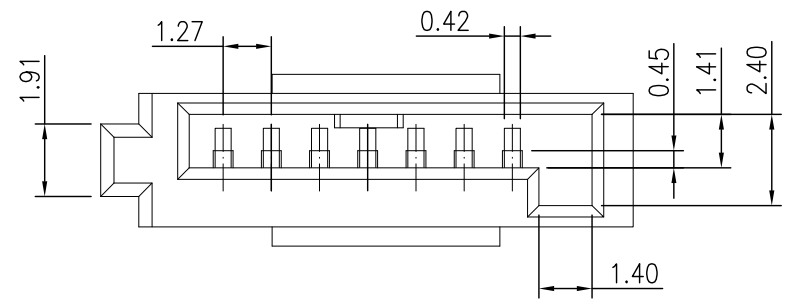
- |                      |                          |              |
|----------------------|--------------------------|--------------|
| Contact Area Plating | B: Boardlock             | 1: Tube      |
| G1 : Gold Flash      | P: Post                  | 2: Tray      |
| G2 : 05 u"           | G: Peg                   | 3: T&R+CAP   |
| G3 : 10 u"           | W: wo B/P/G              | 4: T&R+Mylar |
| G4 : 15 u"           | C: Solder type           | 5: Bag       |
| G5 : 30 u"           | F: Press Fit             |              |
| G6 : 1u"             | M: Solder type+Press Fit |              |
| G7 : 3u"             | S: Sunk                  |              |
| G8 : 2u"             | L: Clamp                 |              |

### Notes:

- \*Material:  
Housing: PBT, Black, UL 94V-0  
Contact: Phosphor Bronze  
Plating: Gold Plating over nickel on contact area  
Tin plating on solder tail.
- \*Mechanical:  
Insertion Force: 45N max.  
Withdrawal Force: 15N min.  
Durability: 500 Cycles
- \*Electrical Specification:  
Current Rating: 1.5A Ampere per contact  
Contact Resistance: 30 mΩ max.  
Insulation Resistance: 1000 MΩ min.  
Dielectric Withstanding Voltage: 500V AC
- \*Environmental:  
Operating Temperature: -20° to +85°



SECTION A-A



RoHS  
Compliant

REV.	REVISION RECORD	DATE	General Tolerances							
			LINEAR	0.0 ±0.35	ANGLES ±3°					
A	Original	10/14/15'				UNIT: mm			TITLE: SATA 7P Female Press Fit Type 12.7L DWG.NO.: SA07F-XX1107F5-47    REV. A SCALE    4 : 1    SHEET    1 OF 1	
			A4	NAME	DATE					
			APPROVED	SUNNY						
			DESIGNER	TED						
			DRAWN	WING						